



Toronto 2017
Optimist
North American
Championship

Royal Canadian Yacht Club

2017 Optimist North American Championship



Results as of 16:35 on July 1

Yellow Fleet

Sailed: 8, Discards: 1, To count: 7, Entries: 60, Scoring system: Appendix A

Rank	Nat	SailNo	Helm	Fleet	Q1	Q2	Q3	Q4	Q5	F1	F2	F3	Total	Net
1st		USA111	Stephan Baker	Yellow	2.0	(7.0)	1.0	1.0	1.0	2.0	1.0	1.0	16.0	9.0
2nd		USA21279	Thomas Kerrigan	Yellow	3.0	3.0	1.0	(5.0)	1.0	4.0	2.0	2.0	21.0	16.0
3rd		GRE1326	ANASTASIOS GKARIPIS	Yellow	9.0	8.0	3.0	9.0	(11.0)	1.0	5.0	3.0	49.0	38.0
4th		BRA4074	Lorenzo Balestrin	Yellow	3.0	1.0	7.0	1.0	7.0	13.0	7.0	(30.0)	69.0	39.0
5th		USA20005	Peter Foley	Yellow	1.0	2.0	18.0	5.0	3.0	6.0	(36.0)	8.0	79.0	43.0
6th		BER2001	Rian GERAGHTY-MCDONNELL	Yellow	12.0	(13.0)	1.0	11.0	1.0	3.0	9.0	12.0	62.0	49.0
7th		MEX1007	SEBASTIAN RIQUELME BECKMANN	Yellow	4.0	(22.0)	2.0	16.0	6.0	16.0	8.0	7.0	81.0	59.0
8th		ISV642	Mia Nicolosi	Yellow	5.0	5.0	4.0	18.0	5.0	21.0	11.0	(27.0)	96.0	69.0
9th		AUS1635	James Bougher	Yellow	1.0	(46.0)	12.0	6.0	19.0	22.0	4.0	9.0	119.0	73.0
10th		USA19636	Tony Slowik	Yellow	16.0	3.0	14.0	7.0	4.0	25.0	(44.0)	6.0	119.0	75.0
11th		USA21133	Katharine Doble	Yellow	17.0	16.0	3.0	3.0	7.0	(36.0)	10.0	22.0	114.0	78.0
12th		USA19971	Samara Walshe	Yellow	20.0	7.0	2.0	(47.0)	6.0	34.0	6.0	5.0	127.0	80.0
13th		PER117	Diego Riofrio	Yellow	37.0	4.0	4.0	3.0	15.0	14.0	(59.0)	4.0	140.0	81.0
14th		BRA3885	Roberto Cardoso	Yellow	4.0	8.0	8.0	5.0	14.0	19.0	27.0	(50.0)	135.0	85.0
15th		MEX977	MATEO CORTES SUAREZ	Yellow	7.0	(44.0)	8.0	27.0	12.0	5.0	13.0	18.0	134.0	90.0
16th		ISV715	Caroline Sibilly	Yellow	21.0	18.0	9.0	7.0	12.0	18.0	(50.0)	10.0	145.0	95.0
17th		PER113	Adriana Sofia Ruales	Yellow	8.0	1.0	20.0	2.0	2.0	23.0	40.0	(61.0 UFD)	157.0	96.0
18th		USA18083	Owen Hennessey	Yellow	2.0	2.0	7.0	9.0	22.0	37.0	(57.0)	19.0	155.0	98.0
19th		NZL4561	Brayden Hamilton	Yellow	28.0	14.0	10.0	10.0	2.0	(44.0)	23.0	14.0	145.0	101.0
20th		BER1010	Sebastian KEMPE	Yellow	18.0	28.0	9.0	2.0	3.0	8.0	(34.0)	34.0	136.0	102.0
21st		USA22282	Connor Boland	Yellow	10.0	29.0	19.0	8.0	5.0	17.0	17.0	(40.0)	145.0	105.0
22nd		CHI520	NICOLAS HALLES	Yellow	15.0	23.0	3.0	17.0	12.0	10.0	(29.0)	26.0	135.0	106.0
23rd		USA21942	Vanessa Lahrkamp	Yellow	5.0	4.0	11.0	(61.0 UFD)	9.0	40.0	26.0	11.0	167.0	106.0

Rank	Nat	SailNo	Helm	Fleet	Q1	Q2	Q3	Q4	Q5	F1	F2	F3	Total	Net
24th		ARG3666	Maylen Muscia	Yellow	6.0	22.0	20.0	12.0	10.0	(43.0)	18.0	23.0	154.0	111.0
25th		AUS1748	Finn McMahon	Yellow	20.3 RDG	22.0	12.0	31.0	15.0	9.0	3.0	(55.0)	167.3	112.3
26th		CAN1310	Jackson Macaulay	Yellow	10.0	15.0	30.0	7.0 DPI2	6.0	7.0	42.0	(44.0)	161.0	117.0
27th		BRA2528	Vinicius Koeche	Yellow	7.0	29.0	6.0	3.0	13.0	39.0	21.0	(46.0)	164.0	118.0
28th		SUI1775	Luis Zimmerli	Yellow	24.0	5.0	23.0	20.0	4.0	11.0	31.0	(39.0)	157.0	118.0
29th		USA17770	Scott Mather	Yellow	8.0	17.0	(61.0 BFD)	4.0	2.0	15.0	24.0	53.0	184.0	123.0
30th		BRA3235	Guido Hirth	Yellow	13.0	23.0	15.0	8.0	3.0	(61.0 UFD)	14.0	47.0	184.0	123.0
31st		SUI1750	Paul van der Klink	Yellow	9.0	10.0	17.0	43.0	25.0	12.0	19.0	(49.0)	184.0	135.0
32nd		CAN1726	John (Jack) Gogan	Yellow	20.0	1.0	17.0	13.0	34.0	20.0	(47.0)	31.0	183.0	136.0
33rd		USA17358	Chapman Petersen	Yellow	2.0	4.0	29.0	21.0	9.0	28.0	43.0	(45.0)	181.0	136.0
34th		AUS1766	Linus Talacko	Yellow	1.0	21.0	33.0	10.0	18.0	(45.0)	22.0	33.0	183.0	138.0
35th		BRA3639	Bernardo Martins	Yellow	11.0	6.0	24.0	15.0	34.0	33.0	15.0	(59.0)	197.0	138.0
36th		ARG3588	Juan Manuel Cura	Yellow	12.0	26.0	29.0	13.0	14.0	30.0	(39.0)	16.0	179.0	140.0
37th		ARG3478	Amparo Stupenengo Pefaur	Yellow	11.0	19.0	16.0	29.0	28.0	(50.0)	20.0	21.0	194.0	144.0
38th		AUS1720	Quinn Auricht	Yellow	3.0	43.0	6.0	22.0	20.0	(57.0)	16.0	36.0	203.0	146.0
39th		PER282	Nicole Urdaneta	Yellow	(55.0)	6.0	10.0	9.0	18.0	42.0	49.0	15.0	204.0	149.0
40th		PER399	Cristobal Yzaga	Yellow	18.0	16.0	23.0	14.0	24.0	31.0	(51.0)	25.0	202.0	151.0
41st		MEX925	JAIME ZUNZUNEGUI ESCANDON	Yellow	13.0	2.0	(61.0 BFD)	36.0	11.0 DPI2	41.0	30.0	20.0	214.0	153.0
42nd		ARG3583	Federico Hugo Moretti Sanso	Yellow	22.0	17.0	14.0	30.0	19.0	26.0	(41.0)	28.0	197.0	156.0
43rd		PER268	Mateo Parodi	Yellow	7.0	50.0	21.0	16.0	8.0	27.0	28.0	(56.0)	213.0	157.0
44th		PER116	Sophie Zimmermann	Yellow	19.0	5.0	46.0	20.0	21.0	35.0	12.0	(51.0)	209.0	158.0
45th		PER237	Piero Castaneda	Yellow	27.0	14.0	15.0	(35.0)	16.0	29.0	33.0	24.0	193.0	158.0
46th		USA22278	Leopold Seuss	Yellow	23.0	13.0	5.0	15.0	36.0	24.0	(53.0)	43.0	212.0	159.0
47th		BRA3683	Mathias Crespo	Yellow	12.0	31.0	16.0	23.0	17.0	32.0	(45.0)	29.0	205.0	160.0
48th		USA20647	Jonathan Siegel	Yellow	39.0	3.0	24.0	4.0	31.0	(58.0)	25.0	37.0	221.0	163.0
49th		BRA4011	Erick Carpes	Yellow	10.0	10.0	11.0	13.0	(61.0 DNF)	49.0	37.0	35.0	226.0	165.0
50th		USA20834	Lauren Russler	Yellow	19.0	18.0	5.0	7.0	(61.0 BFD)	47.0	61.0 RET	13.0	231.0	170.0
51st		CAN1680	Maya Heidenreich	Yellow	14.0	53.0	9.0	18.0	7.0	53.0	(58.0)	17.0	229.0	171.0
52nd		JPN3359	MICHINOSUKE KANEKO	Yellow	16.0	11.0	17.0	31.0	23.0	(52.0)	35.0	48.0	233.0	181.0
53rd		USA18509	Jack Solmo	Yellow	53.0	7.0	13.0	4.0	4.0	51.0	52.0	(57.0)	241.0	184.0

Rank	Nat	SailNo	Helm	Fleet	Q1	Q2	Q3	Q4	Q5	F1	F2	F3	Total	Net
54th		USA22280	Jack Redmond	Yellow	31.0	12.0	42.0	11.0	9.0	(48.0)	38.0	42.0	233.0	185.0
55th		ISV224	Julian van den Driessche	Yellow	5.0	40.0	12.0	31.0	22.0	(59.0)	46.0	38.0	253.0	194.0
56th		JPN3283	KAEDE KOSUGA	Yellow	18.0	36.0	13.0	17.0	(61.0 DSQ)	55.0	32.0	32.0	264.0	203.0
57th		PER204	Alejandra Vega	Yellow	51.0	27.0	16.0	2.0	29.0	38.0	(55.0)	41.0	259.0	204.0
58th		BER1205	Magnus RINGSTED	Yellow	23.0	51.0	7.0	21.0	20.0	46.0	48.0	(52.0)	268.0	216.0
59th		BRA3329	Gabriel Rimoli	Yellow	19.0	13.0	26.0	14.0	36.0	(56.0)	54.0	54.0	272.0	216.0
60th		BRA3883	Julia Ollivier	Yellow	4.0	55.0	20.0	28.0	16.0	54.0	56.0	(58.0)	291.0	233.0

Blue Fleet

Sailed: 7, Discards: 1, To count: 6, Entries: 59, Scoring system: Appendix A

Rank	Nat	SailNo	Helm	Fleet	Q1	Q2	Q3	Q4	Q5	F1	F2	Total	Net
1st		MEX1008	ALEXANDRO RIQUELME BECKMANN	Blue	(54.0)	28.0	2.0	42.0	8.0	2.0	6.0	142.0	88.0
2nd		ARG3710	Franz Menzel	Blue	22.0	24.0	33.0	(34.0)	10.0	10.0	2.0	135.0	101.0
3rd		CAN1417	Noah Adler	Blue	25.0	12.0	25.0	(38.0)	19.0	13.0	7.0	139.0	101.0
4th		NZL4631	Nathan Vince	Blue	14.0	20.0	(61.0 UFD)	24.0	21.0	30.0	17.0	187.0	126.0
5th		ARG3675	Tadeo Funes de Rioja	Blue	28.0	38.0	(61.0 UFD)	14.0	23.0	8.0	18.0	190.0	129.0
6th		AHO65	Roos Wind	Blue	29.0	39.0	22.0	26.0	(46.0)	12.0	4.0	178.0	132.0
7th		ARG3581	Victoria Mackinnon	Blue	25.0	(31.0)	21.0	23.0	11.0	26.0	28.0	165.0	134.0
8th		BER1044	Aiden LOPES	Blue	24.0	32.0	5.0	(38.0)	33.0	36.0	5.0	173.0	135.0
9th		JPN3270	ISSHIN ISOBE	Blue	24.0	42.0	19.0	19.0	17.0	(61.0 BFD)	14.0	196.0	135.0
10th		NZL4620	Robbie Wooldridge	Blue	(43.0)	6.0	27.0	27.0	40.0	9.0	27.0	179.0	136.0
11th		IVB864	Nathan Haycraft	Blue	21.0	39.0	27.0	25.0	(61.0 BFD)	1.0	26.0	200.0	139.0
12th		ISV946	Winborne Majette	Blue	48.0	32.0	8.0	23.0	23.0	5.0	(50.0)	189.0	139.0
13th		BRA4057	Antonio Branco	Blue	(49.0)	25.0	23.0	22.0	31.0	7.0	32.0	189.0	140.0
14th		ECU444	Juan Martin Casal	Blue	32.0	47.0	15.0	28.0	10.0	(61.0 BFD)	10.0	203.0	142.0
15th		SUI1796	Noé Herrmann	Blue	16.0	37.0	38.0	(41.0)	18.0	20.0	13.0	183.0	142.0
16th		MEX826	ROBERTO ELIZONDO GARZA	Blue	14.0	35.0	32.0	12.0	26.0	(61.0 BFD)	24.0	204.0	143.0
17th		PUR1207	Jose Arturo Diaz	Blue	45.0	26.0	14.0	19.0	16.0	(61.0 BFD)	25.0	206.0	145.0
18th		CAN1405	Nathan Duffar-Calder	Blue	36.0	25.0	25.0	15.0	38.0	(61.0 BFD)	9.0	209.0	148.0
19th		CAN1732	Molly Anderson	Blue	25.0	(53.0)	22.0	45.0	28.0	15.0	13.0 DPI3	201.0	148.0
20th		MEX889	RENEE GALICIA MARTINEZ	Blue	22.0	24.0	30.0	29.0	27.0	17.0	(45.0)	194.0	149.0
21st		ECU2811	Cristina Fernandez	Blue	49.0	21.0	13.0	10.0	37.0	(61.0 BFD)	20.0	211.0	150.0
22nd		ARG3576	Malena Sciarra	Blue	6.0	25.0	28.0	(61.0 DNF)	61.0 DSQ	3.0	31.0	215.0	154.0

Rank	Nat	SailNo	Helm	Fleet	Q1	Q2	Q3	Q4	Q5	F1	F2	Total	Net
23rd		BER2511	Leyli WALKER	Blue	40.0	37.0	10.0	35.0	29.0	4.0	(46.0)	201.0	155.0
24th		ARG3704	Santino Raviolo	Blue	30.0	34.0	18.0	32.0	31.0	11.0	(36.0)	192.0	156.0
25th		SUI1630	Nik Burkard	Blue	11.0	48.0	21.0	27.0	20.0	(61.0 BFD)	29.0	217.0	156.0
26th		PUR5825	Jose Guillermo Mendez	Blue	29.0	34.0	(61.0 BFD)	26.0	11.0	33.0	23.0	217.0	156.0
27th		BRA3508	Marcelo Gabriel Souza	Blue	6.0	30.0	31.0	57.0	(61.0 DNC)	16.0	19.0	220.0	159.0
28th		CAN1646	Carling Davies	Blue	36.0	35.0	18.0	16.0	(46.0)	19.0	35.0	205.0	159.0
29th		CAN1647	Jean-Rene Kiekens-Arana	Blue	21.0	33.0	(61.0 BFD)	20.0	26.0	22.0	37.0	220.0	159.0
30th		CAY1106	Matheo Capasso	Blue	27.0	29.0	35.0	33.0	(37.0)	29.0	8.0	198.0	161.0
31st		PER324	Maria Paz Vegas	Blue	41.0	9.0	(61.0 BFD)	8.0	29.0	61.0 BFD	15.0	224.0	163.0
32nd		BER1224	Christian Ebbin	Blue	34.0	36.0	11.0	24.0	33.0	25.0	(48.0)	211.0	163.0
33rd		AUS1082	Lachlan Grogan	Blue	8.0	20.0	34.0	44.0	27.0	32.0	(61.0 DNF)	226.0	165.0
34th		USA22249	Sheridan Shaw	Blue	9.0	24.0	6.0	(61.0 UFD)	61.0 UFD	24.0	44.0	229.0	168.0
35th		CAN1397	Spencer Leman	Blue	26.0	30.0	(61.0 BFD)	19.0	47.0	34.0	12.0	229.0	168.0
36th		BER1011	Ahzai SMITH	Blue	37.0	19.0	19.0	44.0	8.0	(61.0 BFD)	42.0	230.0	169.0
37th		USA22229	Tommy Sitzmann	Blue	40.0	19.0	24.0	(61.0 UFD)	27.0	61.0 BFD	3.0	235.0	174.0
38th		USA22247	Lucas Tenriero	Blue	34.0	21.0	61.0 DNE	(61.0 DSQ)	15.0	23.0	21.0	236.0	175.0
39th		PUR5213	Tiare Sierra	Blue	17.0	17.0	34.0	50.0	39.0	18.0	(61.0 DSQ)	236.0	175.0
40th		CAN1572	Nicolas Boucher	Blue	17.0	53.0	30.0	37.0	13.0	27.0	(61.0 UFD)	238.0	177.0
41st		CAN1664	Georgia Phillips	Blue	30.0	(51.0)	47.0	30.0	28.0	6.0	38.0	230.0	179.0
42nd		USA21487	Guthrie Braun	Blue	56.0	11.0	(61.0 DNC)	6.0	25.0	61.0 BFD	22.0	242.0	181.0
43rd		ISV1010	Andy Yu	Blue	15.0	27.0	(61.0 BFD)	28.0	21.0	61.0 DNE	30.0	243.0	182.0
44th		PUR5122	Benjamin Del Valle	Blue	31.0	15.0	47.0	(48.0)	24.0	31.0	34.0	230.0	182.0
45th		ISV14	Robert Richards	Blue	40.0	(47.0)	4.0	43.0	41.0	40.0	16.0	231.0	184.0
46th		PER210	Adrian Ortega	Blue	50.0	43.0	36.0	6.0	37.0	14.0	(61.0 UFD)	247.0	186.0
47th		USA17633	Pilar Cundey	Blue	35.0	12.0	31.0	21.0	45.0	(61.0 BFD)	43.0	248.0	187.0
48th		CAN1254	Amy Glennie	Blue	45.0	20.0	27.0	11.0	32.0	(61.0 BFD)	54.0	250.0	189.0
49th		BRA3528	João Geronimo Silva	Blue	42.0	27.0	29.0	18.0	(61.0 UFD)	21.0	52.0	250.0	189.0
50th		USA18514	Jeb Bechtel	Blue	54.0	16.0	28.0	12.0	36.0	(61.0 BFD)	47.0	254.0	193.0
51st		ARG3327	Marina Itatí Ifran	Blue	35.0	(41.0)	41.0	35.0	13.0	37.0	33.0	235.0	194.0
52nd		JPN3351	RIKUTA HATTORI	Blue	(44.0)	26.0	42.0	25.0	35.0	28.0	40.0	240.0	196.0
53rd		AHO10	Bas van der Gulik	Blue	43.0	9.0	38.0	39.0	35.0	(61.0 BFD)	41.0	266.0	205.0





Rank	Nat	SailNo	Helm	Fleet	Q1	Q2	Q3	Q4	Q5	F1	F2	Total	Net
54th		CAN1546	Eric Omielan	Blue	33.0	28.0	(61.0 BFD)	33.0	39.0	61.0 BFD	11.0	266.0	205.0
55th		ISV536	Alejo Di Blasi	Blue	38.0	39.0	22.0	22.0	(61.0 DSQ)	35.0	49.0	266.0	205.0
56th		CAN1574	Paige Kittson	Blue	26.0	41.0	36.0	(46.0)	30.0	38.0	39.0	256.0	210.0
57th		ISV111	Katherine Majette	Blue	15.0	56.0	(61.0 BFD)	34.0	17.0	39.0	51.0	273.0	212.0
58th		USA20480	Michael Kirkman	Blue	60.0	15.0	37.0	51.0	14.0	(61.0 BFD)	53.0	291.0	230.0
59th		JPN3260	KOTARO TAKAYAMA	Blue	32.0	9.0	(61.0 DNF)	17.0	61.0 BFD	61.0 BFD	61.0 UFD	302.0	241.0

Red Fleet

Sailed: 6, Discards: 1, To count: 5, Entries: 59, Scoring system: Appendix A

Rank	Nat	SailNo	Helm	Fleet	Q1	Q2	Q3	Q4	Q5	F1	Total	Net
1st		BRA3615	Nina Pessoa	Red	47.0	(49.0)	26.0	40.0	30.0	1.0	193.0	144.0
2nd		CAN1677	Andreas Steinitz	Red	32.0	33.0	(43.0)	36.0	38.0	8.0	190.0	147.0
3rd		PUR5023	Reese Zebrowski	Red	41.0	14.0	(44.0)	39.0	44.0	12.0	194.0	150.0
4th		BRA3855	Leticia Lira	Red	(52.0)	32.0	37.0	36.0	44.0	2.0	203.0	151.0
5th		ISV1955	Tanner Krygsveld	Red	26.0	(56.0)	26.0	48.0	38.0	14.0	208.0	152.0
6th		USA20966	Katherine McNamara	Red	(61.0 BFD)	41.0	48.0	29.0	32.0	4.0	215.0	154.0
7th		PUR5151	Riccardo Lopez-Cepero	Red	29.0	(40.0)	37.0	37.0	40.0	11.0	194.0	154.0
8th		MEX1003	ISA REGINA CASTILLO CORONA	Red	(46.0)	38.0	33.0	30.0	46.0	10.0	203.0	157.0
9th		MEX974	KARLA BEATRIZ MARTINEZ OVIEDO	Red	(53.0)	37.0	28.0	46.0	42.0	5.0	211.0	158.0
10th		ARG3490	Juan Ignacio Giammona	Red	27.0	33.0	35.0	(54.0)	51.0	19.0	219.0	165.0
11th		NZL4492	Luc Gladwell	Red	28.0	36.0	45.0	(53.0)	42.0	15.0	219.0	166.0
12th		PUR2410	Luca Perino	Red	33.0	43.0	(61.0 BFD)	24.0	61.0 UFD	6.0	228.0	167.0
13th		CAN1489	Owen Maloney	Red	31.0	47.0	46.0	(51.0)	34.0	13.0	222.0	171.0
14th		MEX986	PATRICIO CASAS TAMEZ	Red	35.0	48.0	36.0	(54.0)	49.0	9.0	231.0	177.0
15th		MEX999	MIKEL CORNEJO GONZALEZ	Red	(50.0)	42.0	31.0	32.0	45.0	27.0	227.0	177.0
16th		CHI654	NICOLAS JIMENEZ	Red	56.0	8.0	51.0	(61.0 DNF)	48.0	17.0	241.0	180.0
17th		ARG3662	Tomás Paglini	Red	37.0	34.0	34.0	45.0	30.0	(61.0 UFD)	241.0	180.0
18th		CHI484	BRUNO PARODI	Red	34.0	31.0	40.0	(53.0)	53.0	24.0	235.0	182.0
19th		PUR5815	Oswaldo De Leon	Red	45.0	58.0	32.0	25.0	(61.0 UFD)	23.0	244.0	183.0
20th		CAN1705	Braden Johnson	Red	(58.0)	30.0	45.0	40.0	47.0	22.0	242.0	184.0
21st		AHO77	Guillaume Montesant	Red	20.0	(57.0)	39.0	52.0	43.0	31.0	242.0	185.0
22nd		ARG3326	Joaquín Tarasido	Red	51.0	44.0	(52.0)	41.0	32.0	18.0	238.0	186.0
23rd		MEX828	ANA MARIA ALOI TIMEUS HERNANDEZ	Red	30.0	42.0	44.0	(50.0)	45.0	25.0	236.0	186.0
24th		ARG3645	Renata Sposato	Red	41.0	45.0	(61.0 BFD)	53.0	41.0	7.0	248.0	187.0

Rank	Nat	SailNo	Helm	Fleet	Q1	Q2	Q3	Q4	Q5	F1	Total	Net
25th		CAN1458	Lindsay Davies	Red	(59.0)	10.0	54.0	39.0	52.0	35.0	249.0	190.0
26th		ARG3664	Gonzalo Ariel Pelenu	Red	44.0	48.0	(50.0)	42.0	22.0	34.0	240.0	190.0
27th		AUS1604	Olivia Williams	Red	(57.0)	52.0	38.0	44.0	43.0	20.0	254.0	197.0
28th		AHO62	Ian Huizinga	Red	39.0	51.0	32.0	49.0	26.0	(61.0 UFD)	258.0	197.0
29th		CAN1427	Alexander Roy	Red	13.0	49.0	49.0	48.0	42.0	(61.0 DNC)	262.0	201.0
30th		NZL4465	Lizzie Shapland	Red	56.0	18.0	50.0	(58.0)	49.0	28.0	259.0	201.0
31st		BRA3587	Renata Praseres	Red	39.0	52.0	35.0	43.0	33.0	(61.0 UFD)	263.0	202.0
32nd		CHI127	OLIVIA LORCA	Red	42.0	35.0	41.0	51.0	35.0	(61.0 UFD)	265.0	204.0
33rd		PUR5347	Ednalis Muñoz	Red	36.0	(59.0)	45.0	42.0	50.0	32.0	264.0	205.0
34th		CAN1413	Blair Treadwell	Red	49.0	54.0	(61.0 RET)	38.0	51.0	16.0	269.0	208.0
35th		CAN1742	Peter Alberti	Red	46.0	(58.0)	42.0	47.0	44.0	29.0	266.0	208.0
36th		CAN1142	Charles Larochelle	Red	47.0	50.0	53.0	(56.0)	56.0	3.0	265.0	209.0
37th		JPN3150	KOSHIRO SUGASAWA	Red	58.0	40.0	25.0	(61.0 DNF)	25.0	61.0 UFD	270.0	209.0
38th		CAN1569	Thomas Staples	Red	48.0	11.0	(61.0 UFD)	37.0	55.0	61.0 UFD	273.0	212.0
39th		BER1129	Laura Hupman	Red	43.0	44.0	40.0	46.0	39.0	(61.0 UFD)	273.0	212.0
40th		ISV820	Max van den Driessche	Red	47.0	54.0	39.0	52.0	24.0	(61.0 UFD)	277.0	216.0
41st		BER1226	Nicole STOVELL	Red	38.0	54.0	51.0	(59.0)	53.0	21.0	276.0	217.0
42nd		CHI487	TRINIDAD FUENZALIDA	Red	44.0	56.0	43.0	26.0	48.0	(61.0 UFD)	278.0	217.0
43rd		CAN1373	William Lloyd	Red	55.0	38.0	39.0	32.0	54.0	(61.0 UFD)	279.0	218.0
44th		MEX998	TRIANA CORNEJO GONZALEZ	Red	53.0	23.0	49.0	55.0	43.0	(61.0 UFD)	284.0	223.0
45th		NZL4337	Lachlan Dillon	Red	23.0	(61.0 RET)	48.0	34.0	61.0 BFD	61.0 UFD	288.0	227.0
46th		CAY722	Charlotte Webster	Red	50.0	46.0	43.0	50.0	40.0	(61.0 UFD)	290.0	229.0
47th		CAN1620	Nathan Latka	Red	33.0	50.0	53.0	49.0	50.0	(61.0 UFD)	296.0	235.0
48th		CAN1287	Aidan Dennis	Red	46.0	55.0	52.0	33.0	50.0	(61.0 UFD)	297.0	236.0
49th		MEX996	NAIA ISABELLA NIERO DEL CASTILLO	Red	55.0	45.0	54.0	(61.0 DNF)	61.0 BFD	26.0	302.0	241.0
50th		CAN1673	Lucca Stanger	Red	48.0	60.0	40.0	41.0	52.0	(61.0 UFD)	302.0	241.0
51st		ECU233	Juliana Arteta	Red	(57.0)	57.0	46.0	55.0	51.0	33.0	299.0	242.0
52nd		AHO82	Anouk Wind	Red	51.0	49.0	41.0	40.0	(61.0 UFD)	61.0 UFD	303.0	242.0
53rd		CAN1676	Dhalia Steinitz	Red	42.0	52.0	55.0	45.0	49.0	(61.0 UFD)	304.0	243.0
54th		MEX1040	JERONIMO ABOGADO IRISH' STEPHENSON	Red	52.0	59.0	56.0	(61.0 DNF)	52.0	30.0	310.0	249.0
55th		MEX954	ANDREA GUZMAN ALCOCER	Red	52.0	45.0	44.0	56.0	53.0	(61.0 UFD)	311.0	250.0

Rank	Nat	SailNo	Helm	Fleet	Q1	Q2	Q3	Q4	Q5	F1	Total	Net
56th		CAN1339	Clea Yates	Red	38.0	55.0	(61.0 BFD)	49.0	48.0	61.0 UFD	312.0	251.0
57th		BER1008	Thomas Evans	Red	57.0	46.0	(61.0 UFD)	47.0	47.0	61.0 UFD	319.0	258.0
58th		CAN1670	Aidan Ryall	Red	58.0	57.0	55.0	(60.0)	57.0	36.0	323.0	263.0
59th		ANT289	Maria Eldridge	Red	54.0	(61.0 DSQ)	61.0 UFD	52.0	42.0 SIP	61.0 UFD	331.0	270.0

Scoring codes used

Code	Description	Points
BFD	Black flag disqualification under rule 30.4	61
DNC	Did not come to the starting area	61
DNE	Disqualification (other than DGM) not excludable under rule 88.3(b)	61
DNF	Started but did not finish	61
DPI2	10% discretionary penalty	Varies
DPI3	20% discretionary penalty	13
DSQ	Disqualification	61
RDG	Redress - points set by protest hearing	20.3
RET	Retired	61
SIP	Sign-In penalty as per SI 20.1.3	42
UFD	Uniform flag disqualification under rule 30.3	61

Sailwave Scoring Software 2.19.8

<http://2017northamericans.optiworld.org/en/default/races/race>
www.sailwave.com
<https://rcyc.ca>
[Peter van Muyden](#)